



# SSR

Snow Scale SSR is a measuring device for automatic and continuous detection of the snow load on flat roofs.



**somer**  
MESSTECHNIK



## Properties and benefits

- » Automatic measurement of snow load on roofs
- » Individual alarm features
- » Increase of building protection
- » Simple and easy installation and setup
- » No influence to the roof structure
- » No flow retention because of perforated plates
- » Light operating weight
- » Low maintenance requirement

## General

### Description

The SSR Snow Scale is a measuring device which has been developed for measuring the snow load on roofs. The SSR is the result of years of research for this purpose of measurement. Especially the changes in the norm of snow load in EU and the increase of snow amount during the last years had been the reasons for Fa. Sommer to develop a new system for snow load measurement on roofs.

The snow scale SSR provides the opportunity for direct monitoring of the current amount of snow. Therefore the snow scale is a perfect decision guidance in load case and makes a big contribution to the area of building security.

### Function

The measurement principle of the SSR is based on the measuring principle of load cells. The scale consists of seven perforated plates. The actual measurement process takes place on the center panel, while the six surrounding plates work as a calming zone. The system allows accurate measurement even during periods of rapid snow settlement following large snow accumulations. The large size of the measuring surface increases the reliability of measured values. Additionally the low operation weight allows the use on roofs with low ultimate load.

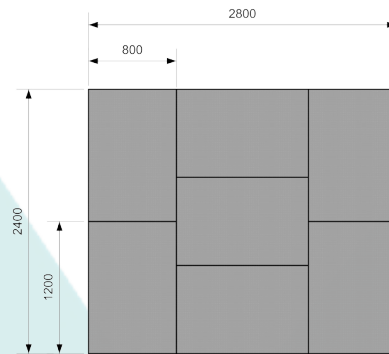


Figure 1: Snow Scale SSR

### Installation and set up

The snow scale is easy and simple to install on flat roofs. First, a protective mat is designed and on this the included linkage is positioned. The weight sensor is placed in the middle of the frame. The six calming plates and the central plate are screwed on the frame. Then the fitting

panel attached to the plates and loaded with weights. Now it's possible to connect the snow scale with the house system and to define the limits.

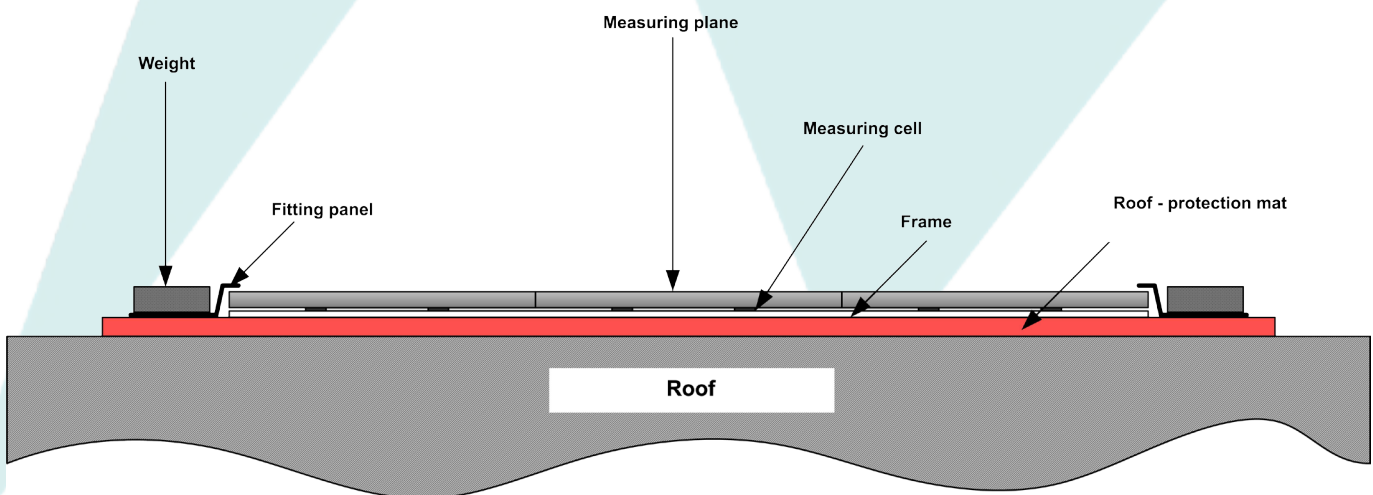


Figure 2: Possible variations to install the snow scale SSR on flat roofs

## Alerting

In addition, Sommer Mess-Systemtechnik offers a suitable alerting and datalogger system. Customized solution can be implemented practice-oriented. The alerting systems range from simple acoustic and visual alarms

up to very complex online data services with alerting over SMS, E-Mail or call.

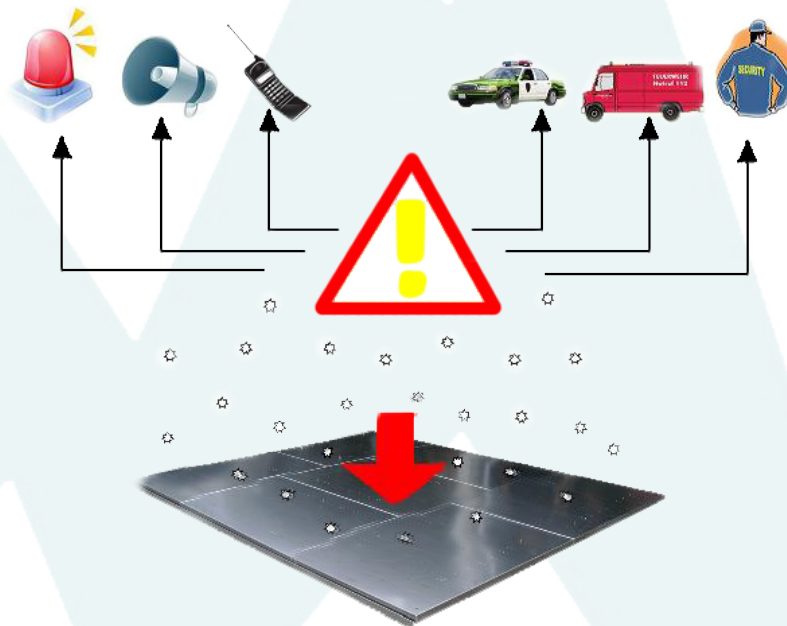


Figure 3: Individual alarming possibility

Sommer Mess-Systemtechnik offers not only individual alerting systems but also interesting possibilities for on-

line data management and visualization. We will be happy to give advise!

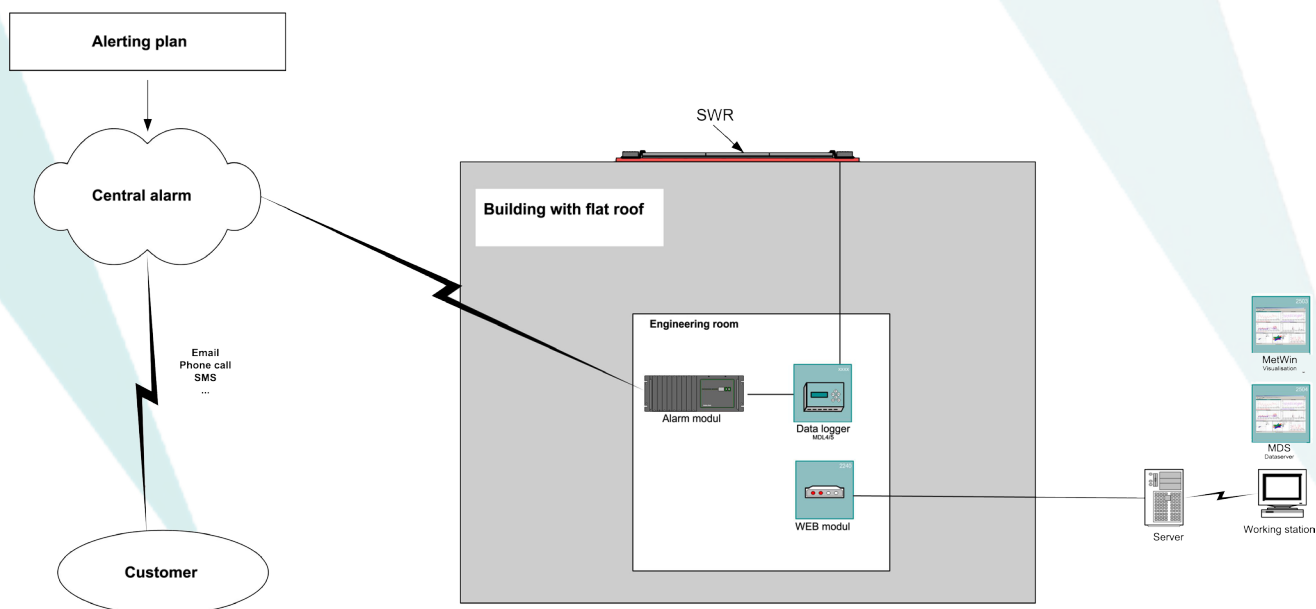


Figure 4: System drawing alarm inclusive online service

## Technical Data

General	
Dimensions (mm)	2800 x 2400 x 103 mm
Power supply	11 - 30 VDC
Power input	max. 100 mA
Protection	IP 68
Operating temperature	- 40 ... + 80 °C
Max. inclination	5°
Output	4 - 20 mA
Measurement range	0 - 200 kg/m <sup>2</sup> 0 - 500 kg/m <sup>2</sup> 0 - 1.000 kg/m <sup>2</sup>
Resolution	0.1 kg/m <sup>2</sup> (*)
Accuracy	0.3 % (*)
Measuring surface	6.72 m <sup>2</sup>
Total weight	110 kg (16.37 kg/m <sup>2</sup> )
Optional	<ul style="list-style-type: none"> <li>• Cable</li> <li>• Mounting plate</li> <li>• Alerting system</li> <li>• Data recording system</li> </ul>
Packaging	
Europallet (cm)	L = 120 W = 80 H = 100 Weight: about 130 kg
Tube (cm)	L = 320 Ø = 25 Weight: about 42 kg

\* All declarations of weight and accuracy referring to standardised weights